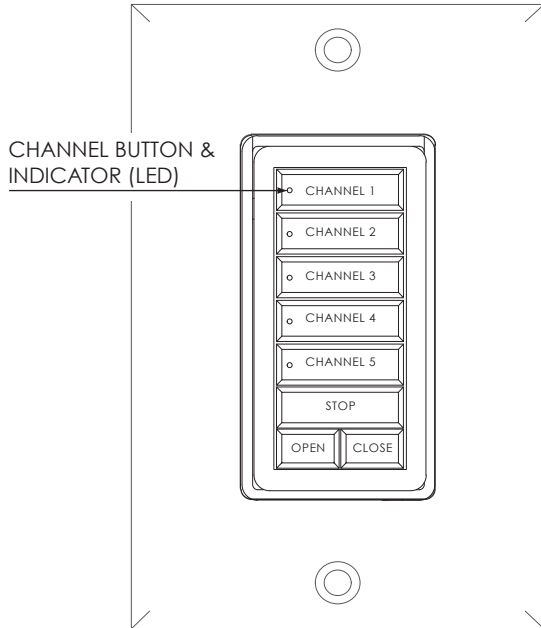


Wall Switch Layout



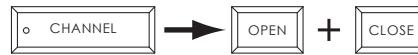
Instructions

For all following programming commands, the motor must be placed into "program mode".

Enter Program Mode = Disconnect power to the motor for 30 seconds, then reconnect power to the motor. Motor stays in program mode for 90 seconds.

Pair Handsender to Motor / Learn Channel *Expected Response:*

Select desired channel, then hold Open and Close.



- The wallswitch will give a slow blink
- After 3-5 seconds, the motor will jog
- Motor will now work on this channel
- Note: Each motor can learn up to 4 channels

Delete Channel from Motor

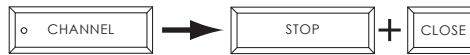
Select desired channel, then hold Stop and Open.



- The wallswitch will give a slow blink
- After 3-5 seconds, the motor will jog
- Motor will no longer respond to this channel

Reverse Motor Direction

Select desired channel, then hold Stop and Close.



- The wallswitch will give a slow blink
- After 3-5 seconds, the motor will jog
- Travel direction is now reversed