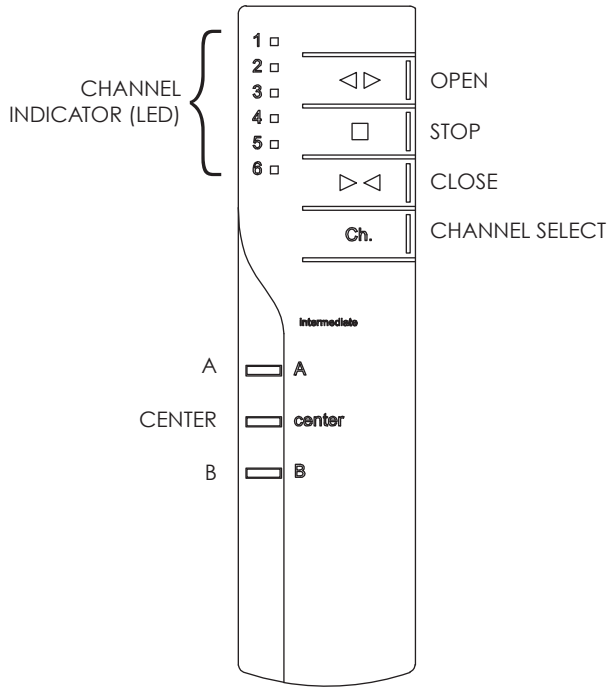


Handsender Layout



Instructions

For all following programming commands, the motor must be placed into "program mode".

Enter Program Mode = Disconnect power to the motor for 30 seconds, then reconnect. Motor stays in program mode for 90 seconds.

Pair Handsender to Motor / Learn Channel Expected Response:

Select desired channel, then hold Open and Close.



- The handsender will give a slow blink.
- After 3-5 seconds, the motor will jog.
- Motor will now work on this channel.

Delete Channel from Motor

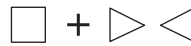
Select desired channel, then hold Stop and Open.



- The handsender will give a slow blink.
- After 3-5 seconds, the motor will jog.
- Motor will no longer respond to this channel.

Delete All Channels

Hold Stop and Close.



- The handsender will give a slow blink.
- After 3-5 seconds, the motor will jog.
- Motor will no longer respond to any channel.

Reverse Motor Direction

Hold A and B. Wait for motor to jog, then...



hold Open and Close. Wait for motor to jog, then...



hold Stop.



- The handsender will give a slow blink.
- After 3-5 seconds, the motor will jog.

- The handsender will give a slow blink.
- After 3-5 seconds, the motor will jog.

- The handsender will give a slow blink.
- After 3-5 seconds, the motor will jog.
- Travel direction is now reversed.

Set Limits

Expected Response:

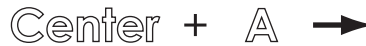
Select desired channel, then hold A and B, then...



hold Open to move shade to desired open position, then...



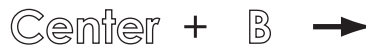
hold Center and A to set upper limit, then...



hold Close to move shade to desired close position, then...



hold Center and B to set lower limit, then...



hold Stop.



- The handsender will give a slow blink.
- After 3-5 seconds, the motor will jog.

- Shade will move to desired open position.

- The handsender will give a slow blink.
- After 3-5 seconds, the motor will jog.
- Upper limit is now set.

- Shade will move to desired close position.

- The handsender will give a slow blink.
- After 3-5 seconds, the motor will jog.
- Lower limit is now set.

- The handsender will give a slow blink.
- After 3-5 seconds, the motor will jog.
- Limits are now set.
- Motor has left programming mode.